




Printable Jigsaw Puzzles


This PDF file is a set of four 20-piece jigsaw puzzles made from photos in the **Sofie Sea Lion** activity set. There are two puzzles from **Sofie's Adventure** and two from **Sea Lion Facts**.


1. For each puzzle, print out the page on US letter size paper in **landscape** orientation, or use Acrobat Reader's auto portrait/landscape setting. Choose current page or a range of pages. *Tip: If you use photo paper, the colors of the puzzles will be richer.*
2. Mount each puzzle sheet on a stiff backing (cardboard, flexible plastic, etc).
3. Carefully cut around each puzzle piece. It's easier to start by cutting apart strips of pieces, then doing the detail cutting with something like an x-acto® knife.
4. You may wish to coat the pieces with a clear layer to make them more durable. Be sure to test to make sure the ink does not run. Also be sure that the coating is safe for kids.

These puzzles were created by taking screenshots of the online versions from **Annie's Puzzles Online**, which are hosted on **Jigsaw Planet**. For instructions on how to make more printable puzzles from your own photos, see the **Quick Printable Puzzles** post in **Annie's Resource Attic** at www.annbrundigestudio.com.

Puzzle photos and puzzles are ©2018 by Ann Brundige. You may make and distribute copies but must include this attribution page. You may not sell nor use any element of these puzzles for commercial purposes. For details of this Creative Commons license, see the Terms of Use section of www.annbrundigestudio.com.







Cavorting Sea Lion from Sea Lion Facts

